



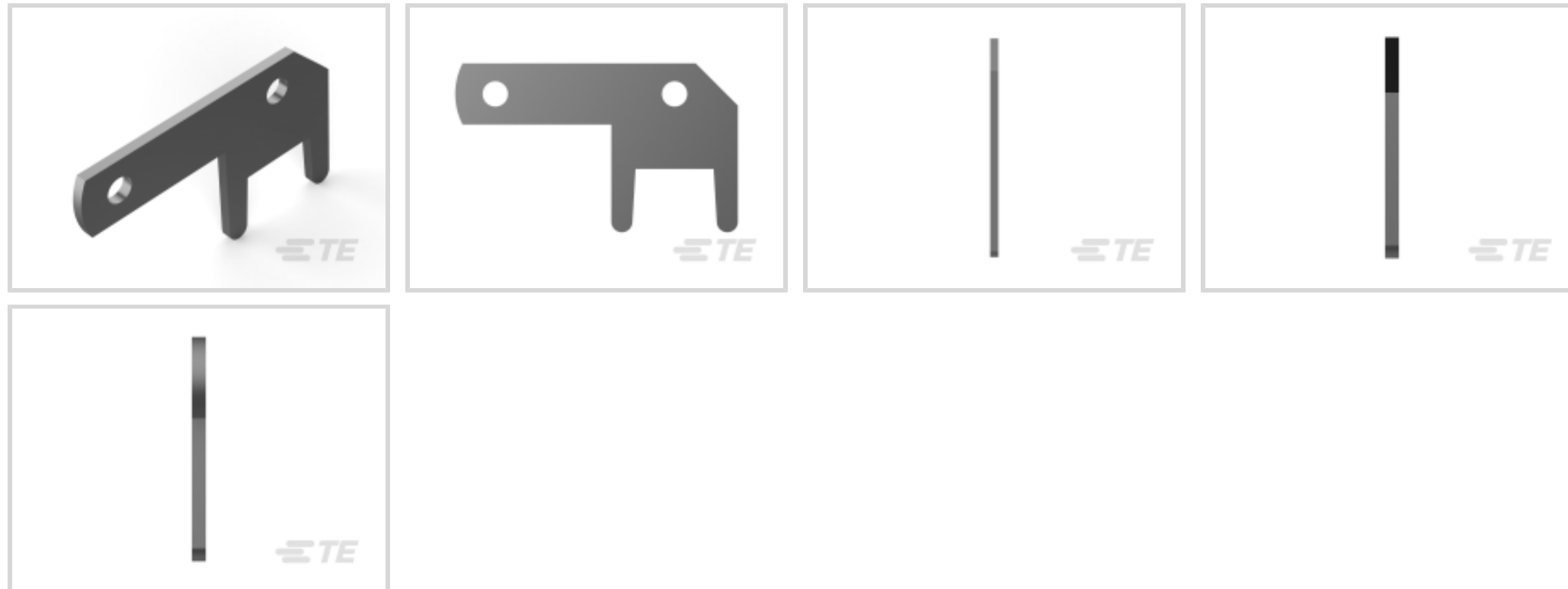
FASTON | FASTON 110

TE Internal #: 725996-2

PCB Terminals, Tab, Mating Tab Width .11 in [2.79 mm], PCB Hole Diameter 1.3 mm [.051 in], Through Hole - Solder, Tin Plating, Brass, Box, FASTON 110

[View on TE.com >](#)

Terminals & Splices > PCB Terminals



PCB Terminal Type: **Tab**

PCB Thickness (Recommended): 1.57 – 2.36 mm [.062 – .093 in]

Mating Tab Width: 2.79 mm [.11 in]

Mating Tab Thickness: .51 mm [.02 in]

PCB Hole Diameter: 1.3 mm [.051 in]

Features

Configuration Features

Stud Hole	No
Terminal Angle	90 °

Contact Features

Contact Plating Material	Tin
PCB Terminal Type	Tab
Mating Tab Width	2.79 mm [.11 in]
Mating Tab Thickness	.51 mm [.02 in]
Terminal Plating Material	Tin
Contact Underplating Material	Brass
Terminal Size	2.8
Terminal Orientation	Flag

Termination Features

Termination Method to Printed Circuit Board	Through Hole - Solder
Product Terminates To	Printed Circuit Board

Mechanical Attachment

Wire Insulation Support	With
-------------------------	------

Dimensions

Extension Below Board	3 mm[.118 in]
Receptacle Terminal Stock Thickness	.51 mm[.02 in]
PCB Thickness (Recommended)	1.57 – 2.36 mm[.062 – .093 in]
PCB Hole Diameter	1.3 mm[.051 in]
Profile Height from PCB	5 mm[.199 in]

Usage Conditions

Insulation Option	Uninsulated
Operating Temperature Range	-40 – 105 °C[-40 – 221 °F]

Packaging Features

Packaging Quantity	10000
Packaging Method	Box

Product Compliance

[For compliance documentation, visit the product page on TE.com>](#)

EU RoHS Directive 2011/65/EU	Compliant
EU ELV Directive 2000/53/EC	Compliant
China RoHS 2 Directive MIIT Order No 32, 2016	No Restricted Materials Above Threshold
EU REACH Regulation (EC) No. 1907/2006	Current ECHA Candidate List: JUNE 2022 (224) Candidate List Declared Against: JUNE 2022 (224) Does not contain REACH SVHC
Halogen Content	Low Halogen - Br, Cl, F, I < 900 ppm per homogenous material. Also BFR/CFR/PVC Free
Solder Process Capability	Wave solder capable to 265°C

Product Compliance Disclaimer

This information is provided based on reasonable inquiry of our suppliers and represents our current actual knowledge based on the information they provided. This information is subject to change. The part numbers that TE has identified as EU RoHS compliant have a maximum concentration of 0.1% by weight in homogenous materials for lead, hexavalent chromium, mercury, PBB, PBDE, DBP, BBP, DEHP, DIBP, and 0.01% for cadmium, or qualify for an exemption to these limits as defined in the Annexes of Directive 2011/65/EU (RoHS2). Finished electrical and electronic equipment products will be CE marked as required by Directive 2011/65/EU. Components may not be CE marked. Additionally, the part numbers that TE has identified as EU ELV compliant have a maximum concentration of 0.1% by weight in homogenous materials for lead, hexavalent chromium, and mercury, and 0.01% for cadmium, or qualify for an exemption to these limits

as defined in the Annexes of Directive 2000/53/EC (ELV). Regarding the REACH Regulation, the information TE provides on SVHC in articles for this part number is based on the latest European Chemicals Agency (ECHA) 'Guidance on requirements for substances in articles' posted at this URL: <https://echa.europa.eu/guidance-documents/guidance-on-reach>

Compatible Parts



TE Part # 735427-2
110 FASTON TAB TPBR



TE Part # 61134-3
110 FASTON TAB TPBR



TE Part # 63982-1
187 FASTON TAB TPBR



TE Part # 1217756-1
187 FASTON,TAB,TNBR



TE Part # 1217156-1
187 FASTON,PCB TAB,TNBR



TE Part # 62437-1
110 FASTON TAB TPBR



TE Part # 62747-1
FASTON 187 TAB STAKE TPBR



TE Part # 1217754-1
250 FASTON,FLAG,PCB TAB,TNBR



TE Part # 1-725996-2
110 FASTON,FLAG,PCB TAB,TPBR




TE Part # 62705-1
187 FASTON TAB TPBR




TE Part # 1-1217121-1
110 FASTON,PCB TAB,TPBR


Also in the Series | FASTON 110




Crimp Terminal Housings(17)



Insertion & Extraction Tools(1)



PCB Terminals(21)



Quick Disconnects(174)

Documents

[Product Drawings](#)
110 FASTON TAB TPBR



English

CAD Files

3D PDF

3D

Customer View Model

[ENG_CVM_CVM_725996-2_B.2d_dxf.zip](#)

English

Customer View Model

[ENG_CVM_CVM_725996-2_B.3d_igs.zip](#)

English

Customer View Model

[ENG_CVM_CVM_725996-2_B.3d_stp.zip](#)

English

By downloading the CAD file I accept and agree to the [Terms and Conditions](#) of use.

Datasheets & Catalog Pages

[FASTON PCB Tabs and Receptacles](#)

English

[PRINTED CIRCUIT BOARD TERMINALS AND DISCONNECTS](#)

English

Product Specifications

[Product Specification](#)

English